


Integrated servo motor

Model Designation:

iHSV 57-30-10-24-XXX

1 2 3 4 5 6

- 1.Integrated Servo Motor
- 2.Frame size 57mm/60mm, Nema 23/24
- 3.Motor Speed(unit:x100RPM)
10 is 1000RPM, 20 is 2000RPM, 30 is 3000RPM
- 4.Output Wattage(unit:x10W)
10 is 100W, 20 is 200W
- 5.Rated DC Working Voltage(unit:V)
24 is 24VDC, 36V is 36VDC.
- 6.Input Control Mode
Blank is Pulse+Signal; R is RS485, RC is RS485 + CAN, EC is EtherCAT



Main Features:

- High positioning accuracy
- High speed
- High torque
- Smooth and low noise
- Multi-model control
- High Response
- Cost-effective
- Compact size

IHSV series of servo motors perfectly integrated into servo control products to create a revolutionary movement with a new and high performance integrated control terminal.

Switch settings:

IHSV series is step & direction control, by 6-digit toggle switch to set microsteps, Positive / negative direction, and effective signal. detailed information as following:

Pluse/rev	SW1	SW2	SW3	SW4	Pluse/rev	SW1	SW2	SW3	SW4
Default	On	On	On	On	1000	On	On	On	Off
800	Off	On	On	On	2000	Off	On	On	Off
1600	On	Off	On	On	4000	On	Off	On	Off
3200	Off	Off	On	On	5000	Off	Off	On	Off
6400	On	On	Off	On	8000	On	On	Off	Off
12800	Off	On	Off	On	10000	Off	On	Off	Off
25600	On	Off	Off	On	20000	On	Off	Off	Off
51200	Off	Off	Off	On	40000	Off	Off	Off	Off

Sw5 set motor run direction, when show OFF, the motor is counterclockwise rotation (CCW.) When show on, The motor is clockwise rotation (CW) SW6 setting effective pulse.

- **Encoder:** incremental encoder, 1000 lines (ppr), resolution 1/4000.

● IHSV42-40-05-24

Integrated servo motor

Rated Voltage: 24V

Rated Power: 52W

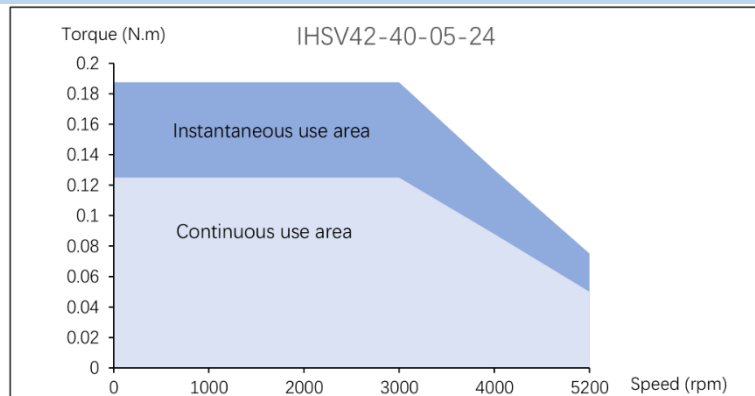
Rated Torque: 0.125Nm



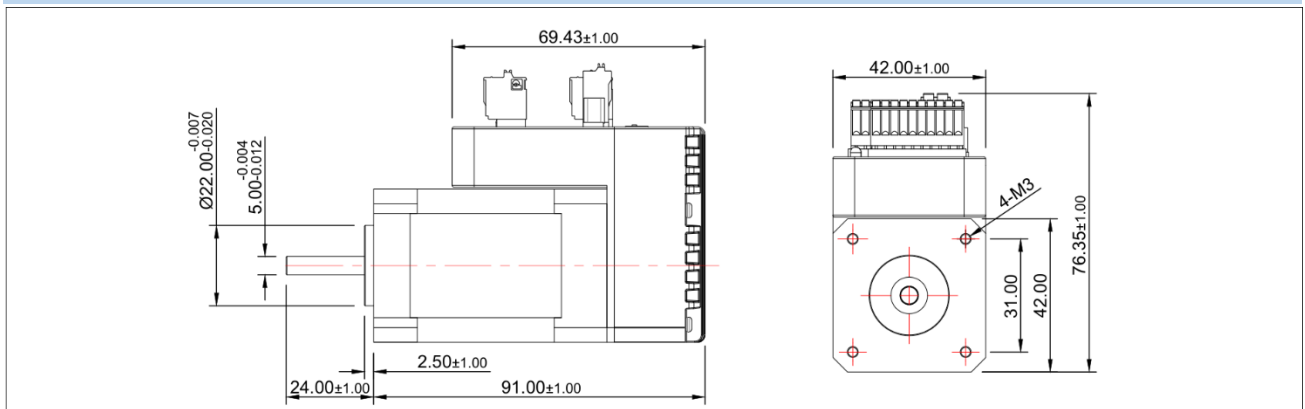
Specifications:

Number of Phase	3	Line-line Resistance: $\Omega \pm 10\%$	
Rated Voltage: V	24	Line-line Inductance: $\text{mH} \pm 20\%$	
Rated Power: W	52	Rated Torque: Nm	0.125
Rated Speed: $\text{rpm} \pm 7\%$	3000	Torque Coefficient: Nm/A	0.044
No-load Speed: $\text{rpm} \pm 7\%$	5200	Back EMF constant: V/krpm	3.26
Rated Current: $\text{A} \pm 20\%$	3.4	Rotor Inertia: $\text{kg} \cdot \text{mm}^2$	9.5
No-load Current: A	0.45	Insulation Class (UL)	B

Torque characteristics:



Drawing:



● IHSV42-40-07-24

Integrated servo motor

Rated Voltage: 24V

Rated Power: 78W

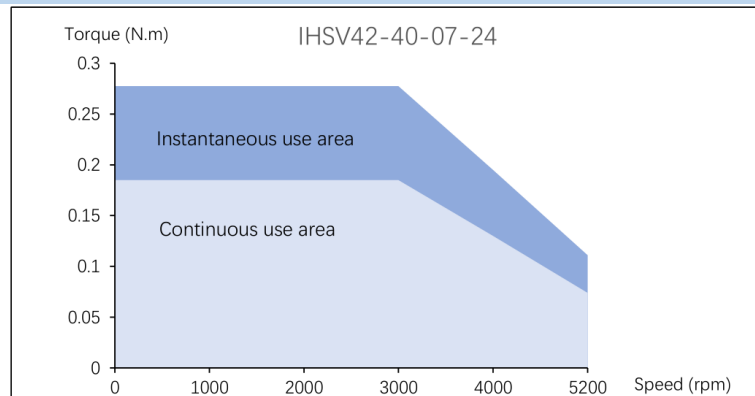
Rated Torque: 0.185Nm



Specifications:

Number of Phase	3	Line-line Resistance: $\Omega \pm 10\%$	
Rated Voltage: V	24	Line-line Inductance: $\text{mH} \pm 20\%$	
Rated Power: W	78	Rated Torque: Nm	0.185
Rated Speed: $\text{rpm} \pm 7\%$	3000	Torque Coefficient: Nm/A	0.044
No-load Speed: $\text{rpm} \pm 7\%$	5200	Back EMF constant: V/krpm	3.26
Rated Current: $\text{A} \pm 20\%$	5.1	Rotor Inertia: $\text{kg} \cdot \text{mm}^2$	14.7
No-load Current: A	0.6	Insulation Class (UL)	B

Torque characteristics:



Drawing:

